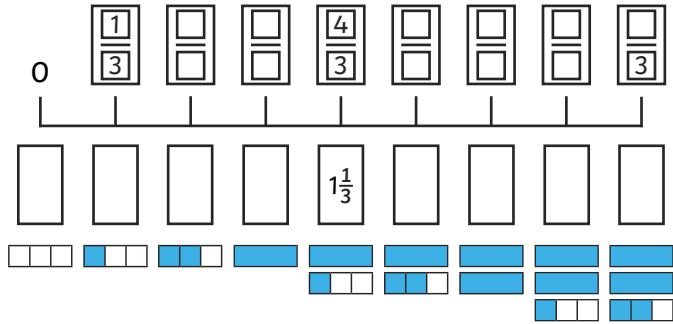


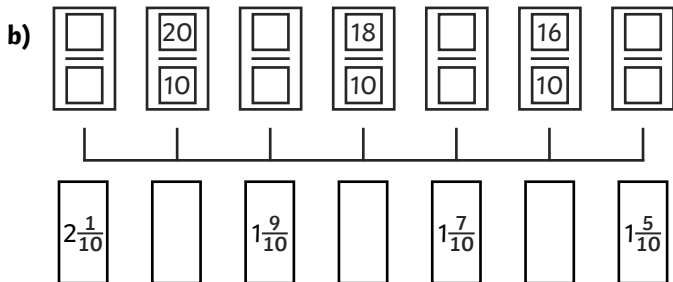
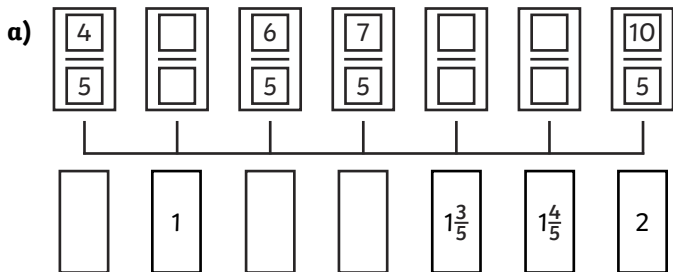
- 1) Complete and complete the number line by filling in the missing fractions and mixed numbers.



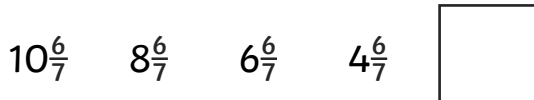
- 2) Write these fractions in ascending order.



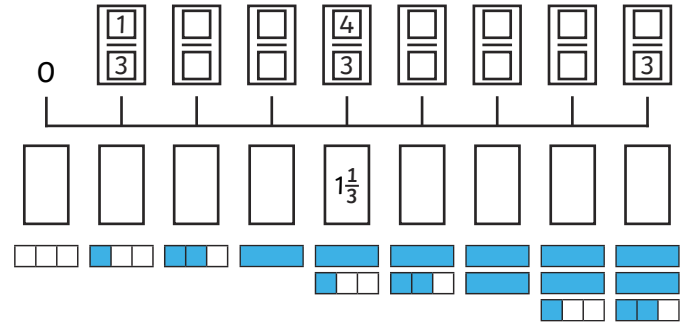
- 3) Complete the number lines by filling in the missing fractions and mixed numbers.



- 4) Complete the fraction number sequence and explain the pattern.



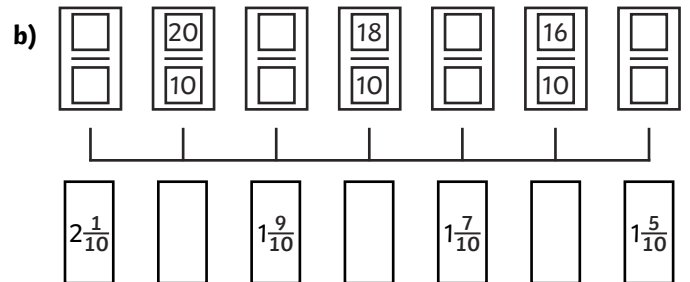
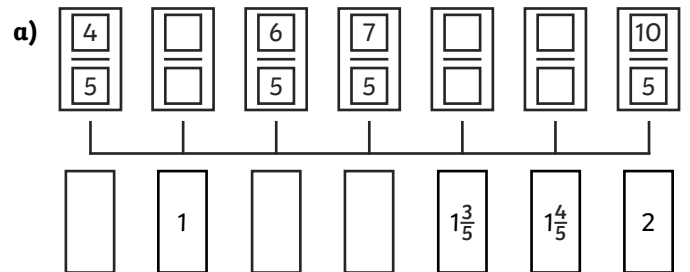
- 1) Complete and complete the number line by filling in the missing fractions and mixed numbers.



- 2) Write these fractions in ascending order.



- 3) Complete the number lines by filling in the missing fractions and mixed numbers.



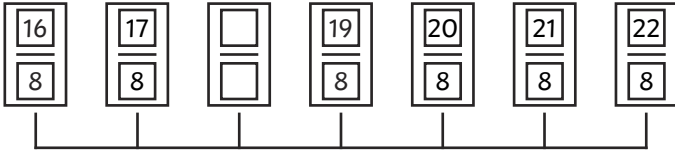
- 4) Complete the fraction number sequence and explain the pattern.



- 1) The children have been asked to identify the missing fraction from the number line.



Check each of their answers. Who is correct? Who is incorrect? Explain your answers.



$$\frac{18}{8}$$

Todd



$$2\frac{2}{8}$$

Amy



$$1\frac{8}{8}$$

Paolo

- 2) Mila is counting in sixths. Spot and correct her mistake.



One sixth, two sixths, three sixths, four sixths, five sixths, six sixths, one whole, one whole and one sixth, one whole and two sixths...

- 3) Read the statement. Is it true or false? Prove it by drawing a number line.

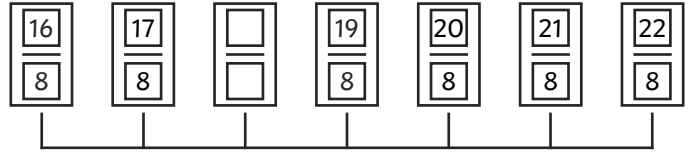


$\frac{12}{5}$ comes after $2\frac{1}{5}$ because $2\frac{1}{5}$ is the same as $\frac{11}{5}$.

- 1) The children have been asked to identify the missing fraction from the number line.



Check each of their answers. Who is correct? Who is incorrect? Explain your answers.



$$\frac{18}{8}$$

Todd



$$2\frac{2}{8}$$

Amy



$$1\frac{8}{8}$$

Paolo

- 2) Mila is counting in sixths. Spot and correct her mistake.



One sixth, two sixths, three sixths, four sixths, five sixths, six sixths, one whole, one whole and one sixth, one whole and two sixths...

- 3) Read the statement. Is it true or false? Prove it by drawing a number line.



$\frac{12}{5}$ comes after $2\frac{1}{5}$ because $2\frac{1}{5}$ is the same as $\frac{11}{5}$.

- 1) Betsy wanted to use a jug to measure the fraction of milk that was left in her bottle. She was having trouble because most of the measuring scale on the jug had worn away and lots of the numbers were missing. Use Betsy's clues to redraw the scale (number line) on the jug.



The jug has a scale that starts at 0 and ends at 2.

I can see some mixed number fractions.

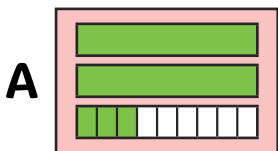
The number in the middle of the scale is 1.

There are 3 big marks for whole numbers, including 0.

There are 3 little marks between each of the big marks. Next to one of these little marks, I can read the mixed number fraction $1\frac{1}{4}$.

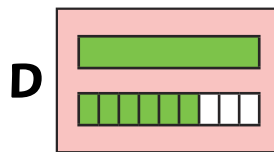


- 2) a) Look at these fraction cards. Organise them in descending order.



B $\frac{27}{9}$

C $\frac{12}{9}$



E 2

F $2\frac{6}{9}$

- b) Explain the pattern in this descending fraction number sequence.
c) What will the next card in the sequence be? Try to write it in more than one way and draw an image of this fraction.

- 1) Betsy wanted to use a jug to measure the fraction of milk that was left in her bottle. She was having trouble because most of the measuring scale on the jug had worn away and lots of the numbers were missing. Use Betsy's clues to redraw the scale (number line) on the jug.



The jug has a scale that starts at 0 and ends at 2.

I can see some mixed number fractions.

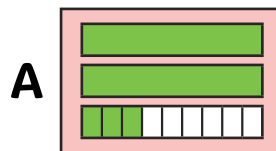
The number in the middle of the scale is 1.

There are 3 big marks for whole numbers, including 0.

There are 3 little marks between each of the big marks. Next to one of these little marks, I can read the mixed number fraction $1\frac{1}{4}$.

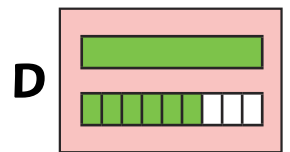


- 2) a) Look at these fraction cards. Organise them in descending order.



B $\frac{27}{9}$

C $\frac{12}{9}$



E 2

F $2\frac{6}{9}$

- b) Explain the pattern in this descending fraction number sequence.
c) What will the next card in the sequence be? Try to write it in more than one way and draw an image of this fraction.